

A hand in a white glove holds a petri dish containing blue agar. The dish is held over a laboratory bench. In the background, a pipette is shown dispensing liquid into a petri dish. The overall scene is clean and professional, representing a laboratory or medical setting.

memmert

Medical devices

QUALITY CREATES CONFIDENCE.

UNIVERSAL OVEN Um

INCUBATOR Im

STERILISER S

CO₂ INCUBATOR IComed

BLANKET WARMER IFbw

MADE IN GERMANY.

www.memmert.com



Safety through experience.

Temperature control appliances for the medical industry.
Clinics – Doctor's practices – Pharmacies.

Passion for detail determines the precision and durability of our heating ovens and incubators. It is the exclusive in house development and production that has made us the technology leader in climate and temperature control appliances. Seamless quality optimisation is indispensable when it comes to health. That is why Memmert has been certified for many years as a medical device manufacturer according to DIN EN ISO 13485 and offers a whole range of products that are classified as medical devices according to the European Medical Device Directive (93/42/EEC).

UNIVERSAL OVENS Um**PAGE 4 - 8**

Warming and keeping warm of fango, silicate and APS packs

INCUBATORS Im**PAGE 9 - 13**

Warming and keeping warm of fango, silicate and APS packs

STERILISERS S**PAGE 14 - 17**

Sterilisation of medical devices, depyrogenation

CO₂ INCUBATORS IC₀med**PAGE 18 - 22**

Cultivation of cells or tissues

BLANKET WARMERS IFbw**PAGE 23 - 27**

Warming and keeping warm of non-sterile cloths and blankets

ADDITIONAL INFORMATION**PAGE 28**



Universal Oven UNm and UFm with SingleDISPLAY
Universal Oven UNmplus and UFmplus
with TwinDISPLAY
Natural convection or forced air circulation
AtmoCONTROL software

Model sizes:

30 / 55 / 75 / 110 / 160 / 260 / 450 / 750 / 1060
+20 °C up to +300 °C

UNIVERSAL OVEN Um The all-round genius among the heating ovens is indispensable in medicine. Do you have an application ideally in temperature ranges above +50 °C? Then the user-friendly operating concept, the choice of two model variants and nine model sizes as well as the unique all-round surface heating leave nothing to be desired.



Universal oven Um is a medical device


Memmert universal ovens Um are class I medical devices according to the EU Directive 93/42/EEC.

In accordance with its intended use, a Memmert universal oven UNm/UNmplus or UFm/UFmplus can be used for heating and keeping warm fango, silicate and APS packs in physiotherapy.


Know-how:

Precision and perfect temperature distribution

For decades, Memmert has been improving its heating system to guarantee you optimum temperature distribution. Memmert offers you an unbeatable heating concept with all-round surface heating with various, independent heating circuits, which keeps the exact temperature you require at every point in the interior. The flexible heating elements are inserted into the deep-drawn ribs in the interior on all sides. The heating elements are thus protected and yet are close to the load due to the direct contact of the heating ribs with the grid. Three components contribute to optimum temperature distribution and homogeneity in the interior: heat conduction through the material, heat radiation from the surfaces and natural convection or forced air circulation by a fan.






Air-flow with forced air circulation by fan





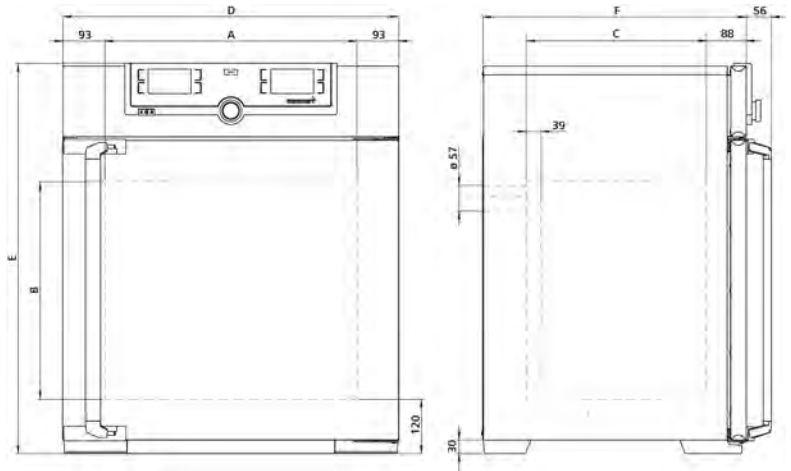
Air-flow with natural convection

UNIVERSAL OVENS Um

according to DIN 12880:2007-05, EN 61010-1 (IEC 61010-1), EN 61010-2-010

Standard units are safety-approved and bear the test marks:   

- Interior:** Stainless steel, material 1.4301 (ASTM 304), with all-round deep-drawn ribs to integrate the large-area heating with ceramic-metal sheath
- Housing:** Textured stainless steel, rear zinc-plated steel, intuitively operated SingleDISPLAY or TwinDISPLAY (TFT colour display) with touchscreen, fully insulated stainless steel door, (from size 450 two leaves)
- Fresh air:** Admixture of pre-heated fresh air by electronically adjustable air flap
- Connection:** Mains cable with plug (German type)
CEE plug for 400 V
- Installation:** 4 feet; sizes 450, 750 and 1060 mounted on lockable castors
- Interfaces:**  
- USB: only TwinDISPLAY



Model sizes/Description			30	55	75	110	160	260	450	750	1060	
Stainless steel interior	Volume	approx. l	32	53	74	108	161	256	449	749	1060	
	Width	(A) mm	400			560		640		1040		
	Height	(B) mm	320	400	560	480	720	800	720	1200		
	Depth (less 39 mm for fan)	(C) mm	250	330		400		500	600		850	
	Max. number of grids/shelves	number	3	4	6	5	8	9	8	14		
	Max. loading per grid/shelf	kg	20						30		20	
	Max. loading of chamber	kg	60	80	120	175	210	300				
	Max. loading per slide-in drip tray	kg	1,5			3		4	8			
Max. loading per bottom drip tray	kg	1,5			3		4	8				
Textured stainless steel exterior	Width	(D) mm	585			745		824	1224			
	Height (size 450, 750, 1060 with castors)	(E) mm	704	784	944	864	1104	1183	1247	1720		
	Depth (without door handle, depth of handle +56 mm)	(F) mm	434	514		584		684	784		1035	
Standard equipment	Stainless steel grids, electropolished	number	1			2						
	Standard works calibration certificate (measuring point chamber center)	°C	+160									
Temperature	Working temperature range	°C	at least 5 (UNm/UNmplus) or 10 (UFm/UFmplus) above ambient temperature to +300									
	Setting temperature range	°C	+20 to +300									
	Setting accuracy	°C	up to 99.9: 0.1 / from 100: 0.5									
Further data	Electrical load at 230 V, 50/60 Hz	approx. W	1600	2000	2500	2800	3200	3400	-			
	Electrical load at 115 V, 50/60 Hz	approx. W	1600	1700	1800						-	
	Electrical load at 400 V and 3 x 230 V w/o neutral, 50/60 Hz	approx. W	-						5800		7000	
Packing data	Net weight	approx. kg	45	57	66	74	96	110	161	217	252	
	Gross weight (packed in carton)	approx. kg	61	76	85	99	122	161	227	288	416	
	Width	approx. mm	660	730		830		930	1330		1370	
	Height	approx. mm	890	950	1130	1050	1300	1380	1440	1910	1970	
	Depth	approx. mm	650	670		800		930	1050		1300	
Universal Ovens			UN30m	UN55m	UN75m	UN110m	UN160m	UN260m	UN450m	UN750m	-	
	U = Universal Oven		UN30mplus	UN55mplus	UN75mplus	UN110mplus	UN160mplus	UN260mplus	UN450mplus	UN750mplus	-	
	N = Natural convection		UF30m	UF55m	UF75m	UF110m	UF160m	UF260m	UF450m	UF750m	UF1060m	
	F = Forced air circulation		UF30mplus	UF55mplus	UF75mplus	UF110mplus	UF160mplus	UF260mplus	UF450mplus	UF750mplus	UF1060mplus	
m = Medical device												
plus = Model with TwinDISPLAY												

Options	30	55	75	110	160	260	450	750	1060	
Voltage 115 V, 50/60 Hz	X2						-			
Extended overtemperature protection by additionally integrated Pt100 sensor for independent temperature monitoring for models with SingleDISPLAY							A6			
Temperature restriction; Temperatures: +60, +70, +80, +95, +100, +120, +160, +180, +200 or +250 °C (Please indicate upon ordering)							A8			
Accessories	30	55	75	110	160	260	450	750	1060	
Stainless steel grid, electropolished	E28884	E20164		E20165		E28891	E20182		B41251	
Reinforced stainless steel grid, electropolished, max. loading 60 kg. Please consider max. loading of chamber	-			E29767		E29766	-		B32550	
Perforated stainless steel shelf	B29727	B03916		B00325		B29725	B00328		-	
Reinforced stainless steel shelf, max. loading 60 kg. Please consider max. loading of chamber	-						B32549			
Stainless steel slide-in drip tray, 15 mm rim (may affect the temperature distribution)	E02070	E02072		E02073		E29726	E02075		B32599	
Stainless steel bottom drip tray, 15 mm rim (may affect the temperature distribution)	B04356	B04358		B04359		B29722	B04362		B29769	
Wall bracket for wall mounting	B29755	B29756	B29757	B29758	B29759	-				
Guarantee extension by 1 year	GA1Q5					GA2Q5				
USB-Ethernet adapter						E06192				
Ethernet connection cable 5 m for computer interface						E06189				
USB User-ID stick (with User-ID licence): Oven-linked authorisation licence (User-ID-programme) on Memory-stick, prevents undesired manipulation by unauthorised third parties. When reordering please specify serial number (only for units with TwinDISPLAY)						B33170				
USB stick with documentation software AtmoCONTROL and operation manual for products with SingleDISPLAY (the standard equipment of appliances with TwinDISPLAY includes one USB stick with AtmoCONTROL). When reordering please specify serial number						B33172				
Set of height adjustable feet (4 pcs)	B29768						-			
Stacking set (4 pcs) for stacking of appliances of same size	B29744						-			
Plug-in tube extension (outer diam. 60.3 mm, inner 57 mm), straight, for exhaust air ducting (if necessary for connection by hose)						B29718				
Plug-in tube extension (outer diam. 60.3 mm, inner 57 mm), angled, for exhaust air ducting (if necessary for connection by hose)						B29719				
Flush-fit unit (stainless steel frame covering gap between oven and wall opening), with air slots	B29728	B29730	B29732	B29734	B29736	B29738	B29740	B29742		
Flush-fit unit (stainless steel frame covering gap between oven and wall opening), without air slots	B29729	B29731	B29733	B29735	B29737	B29739	B29741	B29743		
Subframe, adjustable in height (size 30 to 75: height 600 mm, size 110 to 450: height 500 mm)	B29745	B29747		B29749		B29751	B29753	-		
Subframe, on castors (size 30 to 75: height 660 mm, size 110 to 160: height 560 mm)	B29746	B29748		B29750		-				
Subframe, adjustable in height, height 130 mm, for example for units with fresh air filter	B33657	B33659		B33661		B33664	-			
Software conforming to FDA AtmoCONTROL. Meets the requirements for the use of electronically stored data sets and electronic signatures as laid down in Regulation 21 CFR Part 11 of the US Food and Drug Administration (FDA) (only for units with TwinDISPLAY). Respective IQ/OQ documents available in German and English language (without surcharge).						FDAQ1				
Integration of one additional unit (up to max. 31 units) into an already existent FDA-software licence (only for units with TwinDISPLAY)						FDAQ2				
DAkkS calibration for one free-selectable temperature value according to method C (DKD-R 5-7)						E39696				
DAkkS calibration for further temperature values according to method C (DKD-R 5-7)						E39697				
IQ document with device-specific works test data, OQ/PQ check list as support for validation by customer						D00124				
IQ/OQ document with device-specific works test data for one free-selectable temperature value, incl. temperature distribution survey at Memmert for 9 measuring points (size 30), 27 measuring points (sizes 55 - 1060) to DIN 12880:2007-05. PQ check list as support for validation by customer. 305 € for further temperature values	D00125	D00127								
On-site IQ/OQ for a freely selectable temperature value, including temperature distribution survey for 9 measuring points (size 30), 27 measuring points (sizes 55-1060) to DIN 12880: 2007-05 (plus travel costs, not subject to discount, only D, A, FR)						DLQ100				
Extension of DLQ100 by an additional freely selectable temperature value (not subject to discount)						DLQ100A				
Individual on-site Performance Qualification (PQ)						DLQ200				
Maintenance UIS - carrying out and documentation according to Memmert maintenance plan (excluding travel costs, not subject to discount, GER, AT, FR only)						S00311				

Accessories	30	55	75	110	160	260	450	750	1060	
Maintenance contract UIS - carrying out and documentation according to Memmert maintenance plan, minimum duration 3 years (excluding travel costs, not subject to discount, GER, AT, FR only)										S00311J
Calibration of one freely selectable temperature value (excluding travel costs, not subject to discount, GER, AT, FR only)										S00205
Calibration of an additional temperature value (not subject to discount)										S00215

PERSONAL NOTES

Lined writing area with horizontal lines for notes.





Incubator INm and IFm with SingleDISPLAY
 Incubator INmplus and IFmplus
 with TwinDISPLAY
 Natural convection or forced air circulation
 AtmoCONTROL software

Model sizes:
 30 / 55 / 75 / 110 / 160 / 260 / 450 / 750
 +20 °C to +80 °C



INCUBATOR Im The heating and control system of the incubator Im has been specially designed for low temperatures in the range from +30 °C to +80 °C. Your load is heated particularly gently and without temperature overshoots. You can sterilise the interior of the INmplus and IFmplus models, including all installations, in a 4-hour programme at +160 °C to guarantee optimum hygiene.



Incubator Im is a medical device

Memmert incubators Im are class I medical devices according to EU Directive 93/42/EEC.

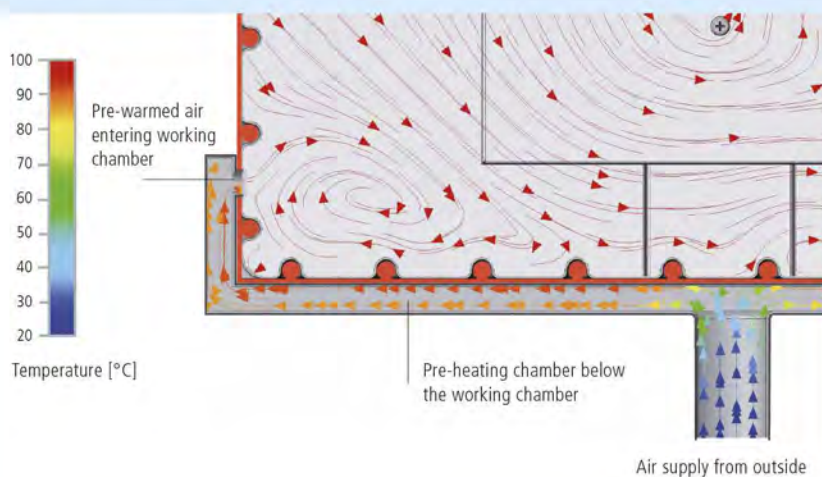
According to the intended use, the incubators INmplus and IFmplus can be used for tempering, rinsing and infusion solutions as well as contrast agents.



Know-how:




Fresh air is preheated

Temperature deviations caused by fresh air can influence sample characteristics or prolong drying. In Memmert incubators, the fresh air is therefore fed through a pre-heating chamber and introduced into the working chamber.



INCUBATORS Im

according to DIN 12880:2007-05, EN 61010-1 (IEC 61010-1), EN 61010-2-010

Standard units are safety-approved and bear the test marks:   

Interior: Stainless steel, material 1.4301 (ASTM 304) with all-round deep-drawn ribs to integrate the large-area heating with ceramic-metal sheath

Housing: Textured stainless steel, rear zinc-plated steel, intuitively operated SingleDISPLAY or TwinDISPLAY (TFT colour display) with touchscreen; inner glass door, outside fully insulated stainless steel door (from size 450 two leaves)

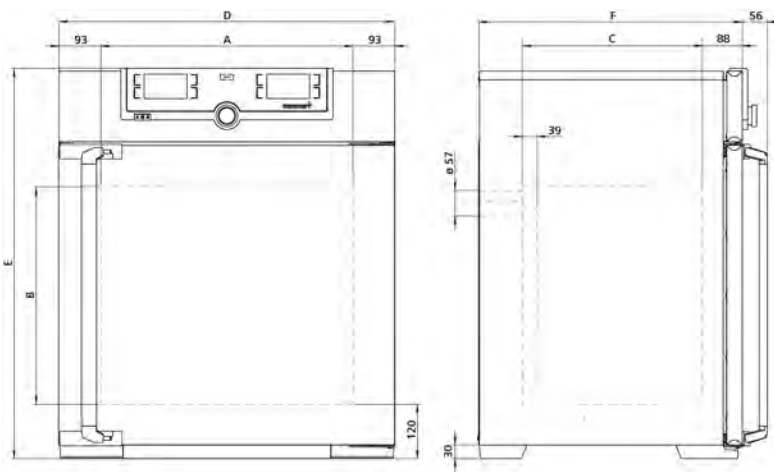
Fresh air: Admixture of pre-heated fresh air by electronically adjustable airflap

Connection: Mains cable with plug (German type)

Installation: 4 feet; sizes 450/750 mounted on lockable castors

Interfaces:  

USB: only TwinDISPLAY



Model sizes/Description			30	55	75	110	160	260	450	750	
Stainless steel interior	Volume	approx. l	32	53	74	108	161	256	449	749	
	Width	(A) mm	400			560		640		1040	
	Height	(B) mm	320	400	560	480	720	800	720	1200	
	Depth (less 39 mm for fan)	(C) mm	250	330		400		500		600	
	Max. number of grids/shelves	number	3	4	6	5	8	9	8	14	
	Max. loading per grid/shelf	kg	20							30	
	Max. loading of chamber	kg	60	80	120	175	210	300			
	Max. loading per slide-in drip tray	kg	1,5			3		4		8	
Max. loading per bottom drip tray	kg	1,5			3		4		8		
Textured stainless steel exterior	Width	(D) mm	585		745		824		1224		
	Height (size 450, 750 with castors)	(E) mm	704	784	944	864	1104	1183	1247	1720	
	Depth (without door handle, depth of handle +56 mm)	(F) mm	434	514		584		684		784	
Standard equipment	Stainless steel grids, electropolished	number	1			2					
	Standard works calibration certificate (measuring point chamber center)	°C	+37								
Temperature	Working temperature range	°C	at least 5 (INm/INmplus) 10 (IFm/IFmplus) above ambient temperature up to +80								
	Setting temperature range	°C	+20 to +80								
	Setting accuracy	°C	0.1								
Further data	Electrical load at 230 V, 50/60 Hz	approx. W	1600	1000	1250	1400	1600	1700	1800	2000	
	Electrical load at 115 V, 50/60 Hz	approx. W	800	900				1500		1800	
Packing data	Net weight	approx. kg	48	57	66	76	96	110	161	217	
	Gross weight (packed in carton)	approx. kg	64	76	85	101	122	161	227	288	
	Width	approx. mm	660	730		830		930		1330	
	Height	approx. mm	890	950	1130	1050	1300	1380	1440	1910	
	Depth	approx. mm	650	670		800		930		1050	
Order No. Incubators			IN30m	IN55m	IN75m	IN110m	IN160m	IN260m	IN450m	IN750m	
I = Incubator			IN30mplus	IN55mplus	IN75mplus	IN110mplus	IN160mplus	IN260mplus	IN450mplus	IN750mplus	
N = Natural convection			IF30m	IF55m	IF75m	IF110m	IF160m	IF260m	IF450m	IF750m	
F = Forced convection											
m = Medical device			IF30mplus	IF55mplus	IF75mplus	IF110mplus	IF160mplus	IF260mplus	IF450mplus	IF750mplus	
plus = Model with TwinDISPLAY											

Options	30	55	75	110	160	260	450	750
Voltage 115 V, 50/60 Hz	X2							
Extended overtemperature protection by additionally integrated Pt100 sensor for independent temperature monitoring for models with SingleDISPLAY	A6							
Temperature restriction; Temperatures: +50, +55, +60, +65, +70 or +75 °C (Please indicate upon ordering)	A8							
Accessories	30	55	75	110	160	260	450	750
Stainless steel grid, electropolished	E28884	E20164		E20165		E28891	E20182	
Reinforced stainless steel grid, electropolished, max. loading 60 kg. Please consider max. loading of chamber	-			E29767		E29766	-	
Perforated stainless steel shelf	B29727	B03916		B00325		B29725	B00328	
Stainless steel slide-in drip tray, 15 mm rim (may affect the temperature distribution)	E02070	E02072		E02073		E29726	E02075	
Stainless steel bottom drip tray, 15 mm rim (may affect the temperature distribution)	B04356	B04358		B04359		B29722	B04362	
Wall bracket for wall mounting	B29755	B29756	B29757	B29758	B29759	-		
Guarantee extension by 1 year	GA1Q5					GA2Q5		
USB-Ethernet adapter	E06192							
Ethernet connection cable 5 m for computer interface	E06189							
USB User-ID stick (with User-ID licence): Oven-linked authorisation licence (User-ID-programme) on Memory-stick, prevents undesired manipulation by unauthorised third parties. When reordering please specify serial number (only for units with TwinDISPLAY)	B33170							
USB stick with documentation software AtmoCONTROL and operation manual for products with SingleDISPLAY (the standard equipment of appliances with TwinDISPLAY includes one USB stick with AtmoCONTROL). When reordering please specify serial number	B33172							
Set of height adjustable feet (4 pcs)	B29768						-	
Stacking set (4 pcs) for stacking of appliances of same size	B29744				-			
Plug-in tube extension (outer diam. 60.3 mm, inner 57 mm), straight, for exhaust air ducting (if necessary for connection by hose)	B29718							
Plug-in tube extension (outer diam. 60.3 mm, inner 57 mm), angled, for exhaust air ducting (if necessary for connection by hose)	B29719							
Flush-fit unit (stainless steel frame covering gap between oven and wall opening), with air slots	B29728	B29730	B29732	B29734	B29736	B29738	B29740	B29742
Flush-fit unit (stainless steel frame covering gap between oven and wall opening), without air slots	B29729	B29731	B29733	B29735	B29737	B29739	B29741	B29743
Subframe, adjustable in height (size 30 to 75: height 600 mm, size 110 to 450: height 500 mm)	B29745	B29747		B29749		B29751	B29753	-
Subframe, on castors (size 30 to 75: height 660 mm, size 110 to 160: height 560 mm)	B29746	B29748		B29750		-		
Subframe, adjustable in height, height 130 mm, for example for units with fresh air filter	B33657	B33659		B33661		B33664	-	
Software conforming to FDA AtmoCONTROL. Meets the requirements for the use of electronically stored data sets and electronic signatures as laid down in Regulation 21 CFR Part 11 of the US Food and Drug Administration (FDA) (only for units with TwinDISPLAY). Respective IQ/OQ documents available in German and English language (without surcharge).	FDAQ1							
Integration of one additional unit (up to max. 31 units) into an already existent FDA-software licence (only for units with TwinDISPLAY)	FDAQ2							
DAkkS calibration for one free-selectable temperature value according to method C (DKD-R 5-7)	E39696							
DAkkS calibration for further temperature values according to method C (DKD-R 5-7)	E39697							
IQ document with device-specific works test data, OQ/PQ check list as support for validation by customer	D00124							
IQ/OQ document with device-specific works test data for one free-selectable temperature value, incl. temperature distribution survey at Memmert for 9 measuring points (size 30), 27 measuring points (sizes 55 - 1060) to DIN 12880:2007-05. PQ check list as support for validation by customer. 305 € for further temperature values	D00125		D00127					
On-site IQ/OQ for a freely selectable temperature value, including temperature distribution survey for 9 measuring points (size 30), 27 measuring points (sizes 55 - 750) to DIN 12880: 2007-05 (excluding travel costs, not subject to discount, GER, AT, FR only)	DLQ100							
Extension of DLQ100 by an additional freely selectable temperature value (not subject to discount)	DLQ100A							
Individual on-site Performance Qualification (PQ)	DLQ200							
Maintenance UIS - carrying out and documentation according to Memmert maintenance plan (excluding travel costs, not subject to discount, GER, AT, FR only)	S00311							
Maintenance contract UIS - carrying out and documentation according to Memmert maintenance plan, minimum duration 3 years (excluding travel costs, not subject to discount, GER, AT, FR only)	S00311J							
Calibration of one freely selectable temperature value (excluding travel costs, not subject to discount, GER, AT, FR only)	S00205							
Calibration of an additional temperature value (not subject to discount)	S00215							



Steriliser SN and SF with SingleDISPLAY
Steriliser SNplus and SFplus with TwinDISPLAY
Natural convection or forced air circulation
AtmoCONTROL software

Model sizes:

30 / 55 / 75 / 110 / 160 / 260 / 450 / 750
+20 °C to +250 °C

STERILISER S Medicine has the goal of protecting and saving lives. Therefore, disinfection of receptacles and instruments is not enough. The setpoint-dependent programme resume function SetpointWAIT of Memmert hot air sterilisers guarantees precise sterilisation times and the complete killing off of even the most resistant microorganisms.





Steriliser S is a medical device

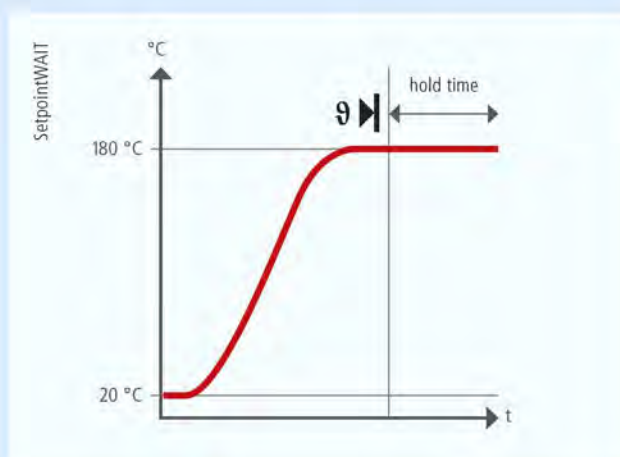
Memmert hot air sterilisers S are class IIb medical devices according to MDD 93/42/EEC until 26 May 2024 according to the transitional provisions by the (EU) 2017/745 -Article 120 (2).

The devices are intended for the sterilisation of medical devices with dry heat at atmospheric pressure. They are also fully suitable for the special case of depyrogenation by hot air.

Know-how:

SetpointWAIT function / Process validation

The SetpointWAIT function ensures that the programme is not resumed before the setpoint temperature is reached. Sterilisation starts at the set temperature, which is measured in the centre of the chamber. Precisely maintaining the sterilisation time and thus completely killing off even highly resistant microorganisms is therefore guaranteed at all times, irrespective of the sterilisation load and chamber volume. Thanks to the SetpointWAIT function, a process validation based on the guidelines of the DGKH (German Society for Hospital Hygiene) as well as on the ISO 20857:2010 standard is easily possible.



— Temperature of the Pt100 sensor inside the chamber

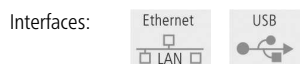
STERILISERS S

according to DIN 12880:2007-05, EN 61010-1 (IEC 61010-1), EN 61010-2-010 and EN 61010-2-40

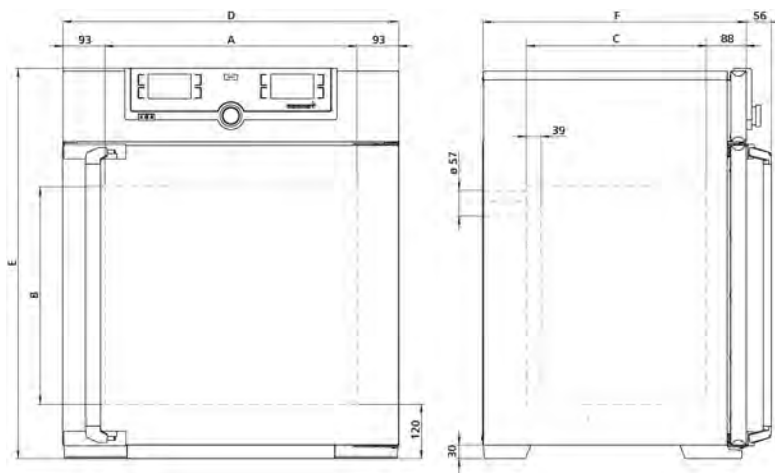
Standard units are safety-approved and bear the test marks:



- Interior:** Stainless steel, material 1.4301 (ASTM 304), with all-round deep-drawn ribs to integrate the large-area heating with ceramic-metal sheath
- Housing:** Textured stainless steel, rear zinc-plated steel, intuitively operated SingleDISPLAY or TwinDISPLAY (TFT colour display) with touchscreen, fully insulated stainless steel door (from size 450 two leaves)
- Fresh air:** Admixture of pre-heated fresh air by electronically adjustable air flap
- Connection:** Mains cable with plug (German type) CEE plug for 400 V
- Installation:** 4 feet; sizes 450/750 mounted on lockable castors



USB: only TwinDISPLAY



Model sizes/Description			30	55	75	110	160	260	450	750	
Stainless steel interior	Volume	approx. l	32	53	74	108	161	256	449	749	
	Width	(A) mm	400			560		640	1040		
	Height	(B) mm	320	400	560	480	720	800	720	1200	
	Depth (less 39 mm for fan)	(C) mm	250	330		400	500	600			
	Max. number of grids/shelves	number	3	4	6	5	8	9	8	14	
	Max. loading per grid/shelf	kg	20								30
	Max. loading of chamber	kg	60	80	120	175	210	300			
	Max. loading per slide-in drip tray	kg	1,5			3		4	8		
Max. loading per bottom drip tray	kg	1,5			3		4	8			
Textured stainless steel exterior	Width	(D) mm	585			745	824	1224			
	Height (size 450, 750 with castors)	(E) mm	704	784	944	864	1104	1183	1247	1720	
	Depth (without door handle, depth of handle +56 mm)	(F) mm	434	514		584	684	784			
Standard equipment	Stainless steel grids, electropolished	number	1			2					
	Standard works calibration certificate (measuring point chamber center)	°C	+160								
Temperature	Working temperature range	°C	at least 5 (SN/SNplus) 10 (SF/SFplus) above ambient temperature to +250								
	Setting temperature range	°C	+20 to +250								
	Setting accuracy	°C	up to 99.9: 0.1 / from 100: 0.5								
Further data	Electrical load at 230 V, 50/60 Hz	approx. W	1600	2000	2500	2800	3200	3400	-		
	Electrical load at 115 V, 50/60 Hz	approx. W	1600	1700	1800				-		
	Electrical load at 400 V and 3 x 230 V w/o neutral, 50/60 Hz	approx. W	-						5800	7000	
Packing data	Net weight	approx. kg	46	57	66	74	96	110	161	217	
	Gross weight (packed in carton)	approx. kg	62	76	85	99	122	161	227	288	
	Width	approx. mm	660	730		830		930	1330		
	Height	approx. mm	890	950	1130	1050	1300	1380	1440	1910	
	Depth	approx. mm	650	670		800		930	1050		

Order No. Sterilisers

S = Steriliser

N = Natural convection

F = Forced air circulation

plus = Model with TwinDISPLAY

SN30	SN55	SN75	SN110	SN160	SN260	SN450	SN750
SN30plus	SN55plus	SN75plus	SN110plus	SN160plus	SN260plus	SN450plus	SN750plus
SF30	SF55	SF75	SF110	SF160	SF260	SF450	SF750
SF30plus	SF55plus	SF75plus	SF110plus	SF160plus	SF260plus	SF450plus	SF750plus

Options	30	55	75	110	160	260	450	750	
Voltage 115 V, 50/60 Hz	X2							-	
Extended overtemperature protection by additionally integrated Pt100 sensor for independent temperature monitoring for models with SingleDISPLAY	A6								
Door with lock and key (safety lock); standard with 450 and 750	B6							-	
Accessories	30	55	75	110	160	260	450	750	
Stainless steel grid, electropolished	E28884	E20164		E20165		E28891	E20182		
Reinforced stainless steel grid, electropolished, max. loading 60 kg. Please consider max. loading of chamber	-			E29767		E29766	-		
Perforated stainless steel shelf	B29727	B03916		B00325		B29725	B00328		
Stainless steel slide-in drip tray, 15 mm rim (may affect the temperature distribution)	E02070	E02072		E02073		E29726	E02075		
Stainless steel bottom drip tray, 15 mm rim (may affect the temperature distribution)	B04356	B04358		B04359		B29722	B04362		
Wall bracket for wall mounting	B29755	B29756	B29757	B29758	B29759	-			
Guarantee extension by 1 year	GA1Q5					GA2Q5			
USB-Ethernet adapter					E06192				
Ethernet connection cable 5 m for computer interface					E06189				
USB User-ID stick (with User-ID licence): Oven-linked authorisation licence (User-ID-programme) on Memory-stick, prevents undesired manipulation by unauthorised third parties. When reordering please specify serial number (only for units with TwinDISPLAY)					B33170				
USB stick with documentation software AtmoCONTROL and operation manual for products with SingleDISPLAY (the standard equipment of appliances with TwinDISPLAY includes one USB stick with AtmoCONTROL). When reordering please specify serial number					B33172				
Set of height adjustable feet (4 pcs)	B29768					-			
Stacking set (4 pcs) for stacking of appliances of same size	B29744					-			
Plug-in tube extension (outer diam. 60.3 mm, inner 57 mm), straight, for exhaust air ducting (if necessary for connection by hose)					B29718				
Plug-in tube extension (outer diam. 60.3 mm, inner 57 mm), angled, for exhaust air ducting (if necessary for connection by hose)					B29719				
Flush-fit unit (stainless steel frame covering gap between oven and wall opening), with air slots	B29728	B29730	B29732	B29734	B29736	B29738	B29740	B29742	
Flush-fit unit (stainless steel frame covering gap between oven and wall opening), without air slots	B29729	B29731	B29733	B29735	B29737	B29739	B29741	B29743	
Subframe, adjustable in height (size 30 to 75: height 600 mm, size 110 to 450: height 500 mm)	B29745	B29747		B29749		B29751	B29753	-	
Subframe, on castors (size 30 to 75: height 660 mm, size 110 to 160: height 560 mm)	B29746	B29748		B29750		-			
Subframe, adjustable in height, height 130 mm, for example for units with fresh air filter	B33657	B33659		B33661		B33664	-		
Software conforming to FDA AtmoCONTROL. Meets the requirements for the use of electronically stored data sets and electronic signatures as laid down in Regulation 21 CFR Part 11 of the US Food and Drug Administration (FDA) (only for units with TwinDISPLAY). Respective IQ/OQ documents available in German and English language (without surcharge).					FDAQ1				
Integration of one additional unit (up to max. 31 units) into an already existent FDA-software licence (only for units with TwinDISPLAY)					FDAQ2				
DAkKS calibration for one free-selectable temperature value according to method C (DKD-R 5-7)					E39696				
DAkKS calibration for further temperature values according to method C (DKD-R 5-7)					E39697				
IQ document with device-specific works test data, OQ/PQ check list as support for validation by customer					D00124				
IQ/OQ document with device-specific works test data for one free-selectable temperature value, incl. temperature distribution survey at Memmert for 9 measuring points (size 30), 27 measuring points (sizes 55 - 1060) to DIN 12880:2007-05. PQ check list as support for validation by customer. 305 € for further temperature values	D00125		D00127						
On-site IQ/OQ for a freely selectable temperature value, including temperature distribution survey for 9 measuring points (size 30), 27 measuring points (sizes 55 - 750) to DIN 12880: 2007-05 (excluding travel costs, not subject to discount, GER, AT, FR only)					DLQ100				
Extension of DLQ100 by an additional freely selectable temperature value (not subject to discount)					DLQ100A				
Individual on-site Performance Qualification (PQ)					DLQ200				
Maintenance UIS - carrying out and documentation according to Memmert maintenance plan (excluding travel costs, not subject to discount, GER, AT, FR only)					S00311				
Maintenance contract UIS - carrying out and documentation according to Memmert maintenance plan, minimum duration 3 years (excluding travel costs, not subject to discount, GER, AT, FR only)					S00311J				
Calibration of one freely selectable temperature value (excluding travel costs, not subject to discount, GER, AT, FR only)					S00205				
Calibration of an additional temperature value (not subject to discount)					S00215				

Prices for options are only valid when ordering new appliances.
Not all options/accessories are combinable with each other. Please contact us for individual combination requests.



CO₂ Incubator ICOMed with TwinDISPLAY
AtmoCONTROL software

Model sizes:

50 / 105 / 150 / 240


+18 °C to +50 °C

Humidity 40 to 97 % rh

CO₂ concentration 0 to 20 %

O₂ concentration 1 to 20 %

CO₂ INCUBATOR ICOMed Safety at all times. When it comes to safety and user friendliness, the highly modern CO₂ incubator ICOMed is the perfect solution: Visual and acoustic alarms in case of deviation from the set parameters, condensation-free humidity control and fast recovery times. The control technology is so finely tuned that the setpoint temperature is guaranteed to be reached without temperature overshoots. With its rounded corners, the interior is easy to clean and can be sterilised for 60 minutes at 180 °C (including all sensors).



CO₂ Incubator ICOfed is a medical device

Memmert CO₂ Incubators ICOfed are class IIa medical devices according to MDD 93/42/EEC until 26th May 2024 according to the transitional provisions by the (EU) 2017/745 - Article 120 (2).

The appliance is intended for the creation and maintenance of constant environmental conditions for application in the field of in vitro fertilisation (IVF), especially for the incubation of oocytes, spermatozoa and zygotes in special culture dishes for IVF application as well as for gene expression and the biosynthesis of RNA and proteins. The CE label on the appliances includes the mark 0197, denoting TRLP – TÜV Rheinland as the notified body.

Know-how:

Minimising vaporisation and condensation

Active humidity control ensures short recovery times after the door has been opened and minimises vaporisation in the interior. Together with the heating of the interior from all six sides and the heated inner glass door, it offers maximum protection for cell and tissue cultures and avoids the dangerous formation of condensation. The turbulence-free chamber ventilation ensures a constant and uniform atmosphere.



CO₂ Incubator with heated inner glass door

CO₂ INCUBATORS IC0med

according to DIN 12880:2007-05, EN 61010-1 (IEC 61010-1), EN 61010-2-010

Standard units are safety-approved and bear the test marks:



Interior: Stainless steel, material 1.4301 (ASTM 304), deep-drawn, seamlessly welded

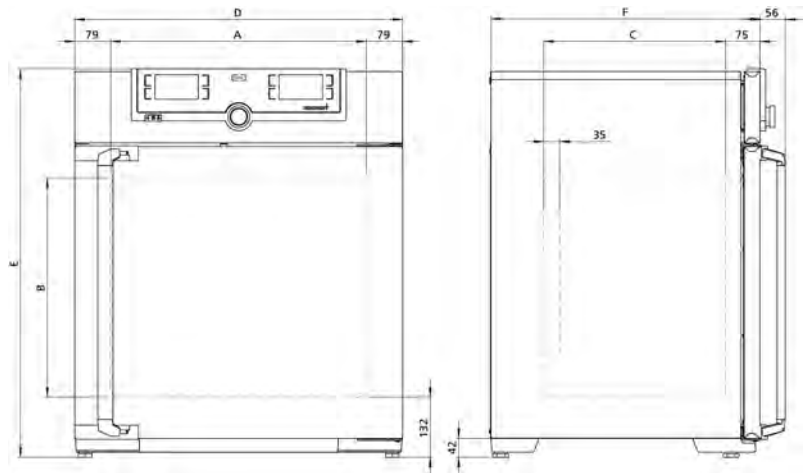
Housing: Textured stainless steel, rear zinc-plated steel, intuitively operated TwinDISPLAY (TFT colour display) with touchscreen; fully insulated stainless steel door and heated inner glass door

Automatic sterilisation: Humidity and CO₂ sensor sterilised inside the CO₂ incubator

Connection: Mains cable with plug (German type)

Installation: 4 adjustable feet

Interfaces: Ethernet LAN and USB



Model sizes/Description			50	105	150	240
Stainless steel interior	Volume	approx. l	56	107	156	241
	Width	(A) mm	400	560		600
	Height	(B) mm	425	480	700	810
	Depth (less 35 mm for fan)	(C) mm	330	400		500
	Max. number of perforated shelves	number	5	6	10	12
	Max. loading per perforated shelf	kg	15			
	Max. loading of chamber	kg	75	90	120	140
Textured stainless steel exterior	Width	(D) mm	559	719		759
	Height (variable through adjustable feet)	(E) mm	795	850	1070	1180
	Depth (without door handle, depth of handle +56 mm)	(F) mm	521	591		691
	Fully insulated heated stainless steel door			●		
	Additional heated inner glass door			●		
Standard equipment	Stainless steel shelves, perforated	number	1	2		
	Stainless steel water dish (not applicable with option K7)	number		1		
	Works calibration certificate (measuring point chamber centre) at +37 °C, 5 % CO ₂ for standard units			●		
	Works calibration certificate at +37 °C, 5 % CO ₂ , 90 % rh and 10 % O ₂ (requires option K7 and option T6); standard equipment for units with O ₂ control			●		
	Works calibration certificate at +37 °C, 5 % CO ₂ and 90 % rh (requires option K7); standard equipment for units with active humidity control			●		
	CO ₂ connection set: hose with coupling and clamp			●		
	Standard sterilisation programme (without removing the sensors), humidity and CO ₂ sensor sterilised inside the CO ₂ incubator			60 minutes at 180 °C		
Membrane filter (in order to remove impurities and pollutants, all incoming gases pass through a membrane filter before they reach the chamber)			●			
Temperature	Working temperature range	°C	at least 5 above ambient temperature up to +50			
	Setting temperature range	°C	+18 to +50			
	Setting accuracy	°C	0.1			
	Temperature fluctuations with time at +37 °C	K	+/- 0.1			
	Temperature variation in chamber at +37 °C	K	+/- 0.3			
Humidity	Humidity limitation thanks to a Peltier element; when water dish is full and inserted, the Peltier element limits the value of relative humidity in the interior to 93 % rh +/- 2.5 %		●			
	Setting range active humidity control (with option K7)	% rh	40 to 97 and rh-Off			
	Setting accuracy	% rh	0.5			
CO ₂ / O ₂	Digital electronic CO ₂ control with dual beam NDIR system, with auto-diagnostic system and acoustic fault indication, barometric pressure compensation		●			
	Setting range CO ₂	% CO ₂	0 to 20			
	Variation in time CO ₂	% CO ₂	+/- 0.2			
	Setting accuracy CO ₂	% CO ₂	0.1			
	Setting range O ₂	% O ₂	1 to 20			
	Setting accuracy O ₂	% O ₂	0.1			
Further data	Electrical load at 230/115 V, 50/60 Hz	approx. W	1100	1300	1500	1650

Model sizes/Description		50	105	150	240	
Packing data	Net weight	approx. kg	55	75	90	110
	Gross weight (packed in carton)	approx. kg	74	100	116	145
	Width	approx. mm	730	800		840
	Height	approx. mm	950	1030	1250	1360
	Depth	approx. mm	640	800		900
Order No. CO₂ Incubators			IC050med	IC0105med	IC0150med	IC0240med
Options		50	105	150	240	
Voltage 115 V, 50/60 Hz			X2			
Electropolished interior			T2			
Control of oxygen concentration by N ₂ inlet; adjustment range 1 % up to 20 % O ₂ ; setting accuracy 0.1 % (requires option K7). Incl. N ₂ connection set: hose with coupling and clamp			T6			
Capacitive humidity sensor for measuring and displaying the relative humidity			K6			
Entry port (silicone), 40 mm clear diameter, moisture tight, can be closed by silicone stopper, at the back, centre right; not available for IC050med with active humidity control (option K7) or humidity display (option K6)			F7			
Heated inner door with partitioned glass doors; size105/150/240 has 2/3/4 partitioned glass doors		-	K4			
Active microprocessor control for humidifying and dehumidifying (40 - 97 % rh), incl. digital indication and auto-diagnostic system ensures even more rapid reaching of set humidity and very short recovery times while avoiding condensate formation. Humidity supply with water (only for demineralised water with a conductivity of 5 to 10 µS/cm and a pH value between 5 and 7; from an external tank) by a self-priming pump; integral bacteria block by generating hot steam, dehumidifying via sterile filter			K7			
Accessories		50	105	150	240	
Perforated stainless steel shelf		E35160	E37418	E35158		
Water dish			B38737			
Subframe (622 mm high) adjustable in height (sizes 150/240: should not be used for 2 stacked units)		B33504	B33505	B33506		
Subframe (130 mm high); sizes 150/240: only in combination with the corresponding stacking sets for stacked appliances		B33507	B33508	B33509		
Subframe, on castors (height 120 mm; stainless steel, material 1.4301)			-	B43598		
HEPA14-filter for chamber according to EN 1822, packed in sterile condition, incl. fixing unit			B49800			
3 HEPA14-filters (B49800) for chamber according to EN 1822, packed in sterile condition, incl. fixing unit			B39698			
CO ₂ pressure reducing valve to DIN 8546, incl. gas cylinder monitor			E02087			
N ₂ pressure reducing valve to DIN EN ISO 2503, incl. gas cylinder monitor (requires option T6)			E06162			
Central water supply, with filter cartridges for connection to the domestic water supply (requires option K7). Product information on demand			ZWVR6			
Central water supply, without filter cartridges for connection to the domestic water supply (only for demineralised water with a conductivity of 5 to 10 µS/cm and a pH value between 5 and 7, requires option K7). Product information on demand			ZWVR7			
Guarantee extension by 1 year			GA3Q5			
Celltron benchtop shaker (not subject to discount) - accessories upon request (only in combination with E06726)			-	E06724		
Base plate with sticky stuff (not subject to discount) (only in combination with E06724)			-	E06726		
USB-Ethernet adapter			E06192			
Ethernet connection cable 5 m for computer interface			E06189			
USB User-ID stick (with User-ID licence): Oven-linked authorisation licence (User-ID-programme) on Memory-stick, prevents undesired manipulation by unauthorised third parties. When reordering please specify serial number			B33170			
Stacking set (4 pcs) for stacking of appliances of same size		B29744	-			
Stacking set (consisting of stacking corners, one connecting plate for the rear, two wall brackets) for stacking of two units of same size		-	B42114	-		
Stacking set (consisting of stacking corners, one connecting plate for the rear, two wall brackets) for stacking of two units of same size (only in connection with subframe B33509 or B43598)			-	B48129		
Software conforming to FDA AtmoCONTROL. Meets the requirements for the use of electronically stored data sets and electronic signatures as laid down in Regulation 21 CFR Part 11 of the US Food and Drug Administration (FDA) (only for units with TwinDISPLAY). Respective IQ/OQ documents available in German and English language (without surcharge).			FDAQ1			
Integration of additional units (up to max. 31 units) into an already existent FDA-software licence			FDAQ2			
External measuring instrument with additional measuring head for temperature and humidity measurement. Product information on demand			B04714			
DAkS calibration for one (freely selectable) temperature and humidity value according to method C (DKD-R 5-7) (requires option K7)			E48847			
DAkS calibration for further temperature and humidity values according to method C (DKD-R 5-7) (requires option K7)			E48848			
IQ document with device-specific works test data, OQ/PQ check list as support for validation by customer			D00124			
IQ/OQ document with device-specific works test data for one free-selectable CO ₂ and temperature value, incl. temperature distribution survey at Memmert for 27 measuring points to DIN 12880:2007-05, PQ check list as support for validation by customer. 475 € for further CO ₂ and temperature values			D38898			
IQ/OQ document with device-specific works test data for one free-selectable CO ₂ , humidity and temperature value, incl. temperature distribution survey at Memmert for 27 measuring points to DIN 12880:2007-05, PQ check list as support for validation by customer (requires option K7). 605 € for further CO ₂ , humidity and temperature values			D38897			
On-site IQ/OQ for a freely selectable temperature and CO ₂ value, including temperature distribution survey for 27 measuring points to DIN 12880: 2007-05 (excluding travel costs, not subject to discount, GER, AT, FR only)			DLQ102			
Extension of DLQ102 by an additional freely selectable temperature and CO ₂ value (not subject to discount)			DLQ102A			
On-site IQ/OQ for a freely selectable temperature, humidity and CO ₂ value, including temperature distribution survey for 27 measuring points to DIN 12880: 2007-05 (requires option K7) (excluding travel costs, not subject to discount, GER, AT, FR only)			DLQ103			
Extension of DLQ103 by an additional freely selectable temperature, humidity and CO ₂ value (requires option K7) (not subject to discount)			DLQ103A			

Accessories	50	105	150	240
On-site IQ/OQ for a freely selectable temperature, CO ₂ and O ₂ value, including temperature distribution survey for 27 measuring points to DIN 12880:2007-05 (requires option T6) (excluding travel costs, not subject to discount, GER, AT, FR only)		DLQ104		
Extension of DLQ104 by an additional freely selectable temperature, CO ₂ and O ₂ value (requires option T6) (not subject to discount)		DLQ104A		
On-site IQ/OQ for a freely selectable temperature, humidity, CO ₂ and O ₂ value, including temperature distribution survey for 27 measuring points to DIN 12880: 2007-05 (requires option K7 and T6) (excluding travel costs, not subject to discount, GER, AT, FR only)		DLQ105		
Extension of DLQ105 by an additional freely selectable temperature, humidity, CO ₂ and O ₂ value (requires option K7 and T6) (not subject to discount)		DLQ105A		
Individual on-site Performance Qualification (PQ)		DLQ200		
Maintenance ICO/ ICOfed active humidity - carrying out and documentation according to Memmert maintenance plan (requires option K7) (excluding travel costs, not subject to discount, GER, AT, FR only)		S00312		
Maintenance contract ICO/ ICOfed active humidity - carrying out and documentation according to Memmert maintenance plan, minimum duration 3 years (requires option K7) (excluding travel costs, not subject to discount, GER, AT, FR only)		S00312J		
Maintenance ICO/ ICOfed passive humidity - carrying out and documentation according to Memmert maintenance plan (excluding travel costs, not subject to discount, GER, AT, FR only)		S00323		
Maintenance contract ICO/ ICOfed passive humidity - carrying out and documentation according to Memmert maintenance plan, minimum duration 3 years (excluding travel costs, not subject to discount, GER, AT, FR only)		S00323J		
Calibration of one freely selectable temperature value (excluding travel costs, not subject to discount, GER, AT, FR only)		S00205		
Calibration of an additional temperature value (not subject to discount)		S00215		
Calibration of one freely selectable temperature and humidity value (requires Option K7) (excluding travel costs, not subject to discount, GER, AT, FR only)		S00207		
Calibration of an additional temperature and humidity value (requires option K7) (not subject to discount)		S00216		
Calibration of one freely selectable temperature and humidity value including CO ₂ (requires option K7) (excluding travel costs, not subject to discount, GER, AT, FR only)		S00211		
Calibration of an additional temperature and humidity value including CO ₂ (requires option K7) (not subject to discount)		S00217		

PERSONAL NOTES

A large rectangular area with a dotted top border and horizontal lines for writing.





Blanket warmer IFbw with SingleDISPLAY
Forced air circulation
AtmoCONTROL software

Model sizes:
110 / 260 / 450 / 750
+20 °C to +80 °C

BLANKET WARMER IFbw In this special heating oven, your precisely pre-warmed blankets and cloths are always close to hand. Especially in emergency rooms, blanket warmers are indispensable when attending to seriously injured patients, but they also perform well every day in the delivery room or in the recovery room after an operation.



Blanket warmer IFbw is a medical device

Memmert blanket warmers IFbw are class I medical devices according to EU Directive 93/42/EEC.

The Memmert blanket warmers IFbw is ideal for warming non-sterile blankets and cloths in hospitals or other medical facilities.

Know-how: Elaborate safety functions




The Memmert blanket warmer IFbw has an impressive range of built-in safety features:

- The heating power is limited to 80 °C to prevent overheating the cotton fabrics if the chamber is overloaded
- Hermetically sealed interior
- Permanent air circulation
- Constant surface temperature monitoring with two additional Pt100 sensors
- Automatic door-open-recognition ensures that the heating and fan are turned off when the door is opened
- The power supply is cut by mechanical temperature limiters as soon as the temperature reaches 85 °C



BLANKET WARMERS IFbw

according to DIN 12880:2007-05, EN 61010-1 (IEC 61010-1), EN 61010-2-010

Standard units are safety-approved and bear the test marks:   

Interior: Stainless steel, material 1.4301 (ASTM 304) with all-round deep-drawn ribs to integrate the large-area heating with ceramic-metal sheath

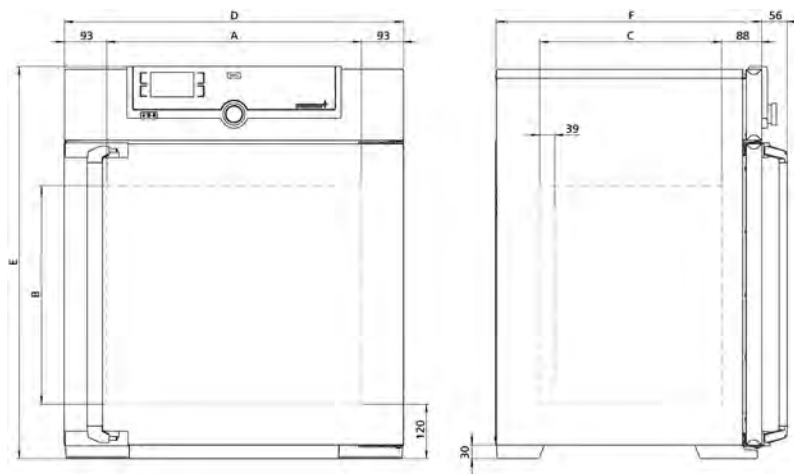
Housing: Textured stainless steel, rear zinc-plated steel, intuitively operated SingleDISPLAY (TFT colour display) with touchscreen; outside fully insulated stainless steel door (from size 450 two leaves)

Connection: Mains cable with plug (German type)

Installation: 4 feet; size 450 and 750 mounted on lockable castors

Interfaces:

- Ethernet
- LAN



Model sizes/Description			110	260	450	750
Stainless steel interior	Volume	approx. l	108	256	449	749
	Width	(A) mm	560	640	1040	
	Height	(B) mm	480	800	720	1200
	Depth (less 39 mm for fan)	(C) mm	400	500	600	
	Max. number of grids/shelves	number	5	9	8	14
	Max. loading per grid/shelf	kg	20		30	
	Max. loading of chamber	kg	175	300		
Textured stainless steel exterior	Width	(D) mm	745	824	1224	
	Height (size 450, 750 with castors)	(E) mm	864	1183	1247	1720
	Depth (without door handle, depth of handle +56 mm)	(F) mm	584	684	784	
Standard equipment	Stainless steel grids, electropolished	number	2			
	Forced convection fix at 100%		●			
	Door-open-recognition		●			
	Works calibration certificate (measuring point chamber centre)	°C	+37			
Temperature	Working temperature range	°C	at least 10 above ambient temperature up to +80			
	Setting temperature range	°C	+20 to +80			
	Setting accuracy	°C	0.1			
Further data	Electrical load at 230 V, 50/60 Hz	approx. W	1400	1700	1800	2000
	Electrical load at 115 V, 50/60 Hz	approx. W	900		1500	1800
Packing data	Net weight	approx. kg	74	110	161	217
	Gross weight (packed in carton)	approx. kg	99	161	227	288
	Width	approx. mm	830	930	1330	
	Height	approx. mm	1050	1380	1440	1910
	Depth	approx. mm	800	930	1050	
Order No. Blanket warmers						
I = Incubator						
F = Forced convection						
bw = Blanket warmer						
			IF110bw	IF260bw	IF450bw	IF750bw

Options	110	260	450	750
Voltage 115 V, 50/60 Hz	X2			
Accessories	110	260	450	750
Stainless steel grid, electropolished	E20165	E28891	E20182	
Perforated stainless steel shelf	B00325	B29725	B00328	
Wall bracket for wall mounting	B29758	-		
Guarantee extension by 1 year	GA1Q5	GA2Q5		
USB-Ethernet adapter	E06192			
Ethernet connection cable 5 m for computer interface	E06189			
USB stick with documentation software AtmoCONTROL and operation manual. When reordering please specify serial number	B33172			
Stacking set (4 pcs) for stacking of appliances of same size	B29744	-		
Flush-fit unit (stainless steel frame covering gap between oven and wall opening), with air slots	B29734	B29738	B29740	B29742
Flush-fit unit (stainless steel frame covering gap between oven and wall opening), without air slots	B29735	B29739	B29741	B29743
Subframe, adjustable in height (height 500 mm)	B29749	B29751	B29753	-
Subframe, on castors (height 560 mm)	B29750	-		
Subframe, adjustable in height, height 130 mm, for example for units with fresh air filter	B33661	B33664	-	
DAkkS calibration for one free-selectable temperature value according to method C (DKD-R 5-7)	E39696			
DAkkS calibration for further temperature values according to method C (DKD-R 5-7)	E39697			
IQ document with device-specific works test data, OQ/PQ check list as support for validation by customer	D00124			
IQ/OQ document with device-specific works test data for one free-selectable temperature value, incl. temperature distribution survey at Memmert for 27 measuring points to DIN 12880:2007-05. PQ check list as support for validation by customer. 305 € for further temperature values	D00127			
On-site IQ/OQ for a freely selectable temperature value, including temperature distribution survey for 27 measuring points to DIN 12880: 2007-05 (excluding travel costs, not subject to discount, GER, AT, FR only)	DLQ100			
Extension of DLQ100 by an additional freely selectable temperature value (not subject to discount)	DLQ100A			
Individual on-site Performance Qualification (PQ)	DLQ200			
Maintenance UIS - carrying out and documentation according to Memmert maintenance plan (excluding travel costs, not subject to discount, GER, AT, FR only)	S00311			
Maintenance contract UIS - carrying out and documentation according to Memmert maintenance plan, minimum duration 3 years (excluding travel costs, not subject to discount, GER, AT, FR only)	S00311J			
Calibration of one freely selectable temperature value (excluding travel costs, not subject to discount, GER, AT, FR only)	S00205			
Calibration of an additional temperature value (not subject to discount)	S00215			

INTENDED USE AS MEDICAL DEVICE

Intended use as medical device

Every Memmert medical device is subject to a specific classification according to its intended use. Below you will find an overview of the respective use:



Type	Intended use as medical device	Classification according to MPG
UNmplus, UFmplus	The appliance may be used for heating fango, silicate and APS packs for physical therapy and keeping them warm.	I
UNm, UFm, INm, IFm	The appliance may be used for heating fango, silicate and APS packs for physical therapy and keeping them warm.	I
INmplus, IFmplus	The appliance may be used for temperature control of rinsing and infusion solutions and contrast agents.	I
IFbw	The appliance may be used for heating non-sterile covers and cloths.	I

Memmert is bringing medical devices of class I according to EU Directive 93/42/EEC into circulation until the regulation MDR (EU) 2017/745 comes into force. After the new regulation comes into force, Memmert will bring medical devices of class I into circulation according to MDR.

Type	Intended use as medical device	Classification according to MPG
SNplus, SFplus	The product is intended for the sterilisation of medical devices with dry heat at atmospheric pressure.	IIb
SN, SF	The product is intended for the sterilisation of medical devices with dry heat at atmospheric pressure.	IIb
IComed	The product is intended for the creation and maintenance of constant environmental conditions for application in the field of in Vitro fertilisation (IVF), especially for the incubation of oocytes, spermatozoa and zygotes in special culture dishes for IVF application as well as for gene expression and the biosynthesis of RNA and proteins.	IIa

Memmert is bringing medical devices of class IIa and IIb into circulation according to MDD 93/42/EEC until 26 May 2024 according to the transitional provisions by the (EU) 2017/745 article 120 (2).

MODEL VARIANTS

SingleDISPLAY ControlCOCKPIT with one TFT display	TwinDISPLAY ControlCOCKPIT with two TFT displays
AVAILABLE APPLIANCES	AVAILABLE APPLIANCES
UN / UF / IN / IF / IPPeco / IPP / UNm / UFm / INm / IFm / SN / SF / IFbw	HPPeco / ICHeco / ICH / HCP / UNplus / UFplus / UF TS / UNpa / VO / INplus / IFplus / ICO / IPPecoplus / IPPplus / ICPeco / ICP / UNmplus / UFmplus / INmplus / IFmplus / SNplus / SFplus / ICOfed
One high-resolution TFT colour display with touch-sensitive buttons for selection of functions	Two high-resolution TFT colour displays with touch-sensitive buttons for selection of functions
Available parameters on the ControlCOCKPIT: Temperature (Celsius or Fahrenheit), fan speed, exhaust air flap position, programme time	Available parameters on the Control COCKPIT: All parameters of the SingleDISPLAY and device-specific parameters like relative humidity, illumination and CO ₂
One temperature sensor Pt100 DIN class A in a 4-wire circuit	Two Pt100 sensors DIN class A in a 4-wire circuit for mutual monitoring, taking over functions in case of an error
	HeatBALANCE function for application specific adjustment of heat output distribution (balance) between the upper and lower heating groups in an adjustment range between -50 % and +50 % (not valid for models 30, HPP110eco, IPP110ecoplus, ICPeco, ICP, ICHeco, ICH)
AtmoCONTROL software ¹⁾ for reading out, managing and organising the data logger via Ethernet interface (temporary trial version can be downloaded). USB stick with AtmoCONTROL software available as accessory (on demand)	AtmoCONTROL software ¹⁾ on a USB stick for programming, managing and transferring programmes via Ethernet interface or USB port
	ControlCOCKPIT with USB port for uploading programmes, reading out protocol logs, activating the User-ID function
	Displaying of already logged protocol data on the ControlCOCKPIT (max 10,000 values correspond to approx. 1 week)
Ethernet interface on the rear of the appliance for reading out the protocol log and for online logging	Ethernet interface on the rear of the appliance for reading out the protocol log and for uploading programmes and for online logging
Double overtemperature protection: Electronic temperature monitoring with freely adjustable monitoring temperature, for models U, I, S with option A6 TWW/TWB (protection class 3.1 or 2), mechanical temperature limiter TB acc. to DIN 12880	Multiple overtemperature protection: Electronic temperature monitoring TWW/TWB (protection class 3.1 or 2 resp. 3.3 for units with active cooling) and mechanical temperature limiter TB (protection class 1) acc. to DIN 12880, AutoSAFETY automatically adjusts to the set value within a freely adjustable tolerance range. Setting individual MIN / MAX values for over/undertemperature and also for all other parameters such as relative humidity, CO ₂
PID microprocessor control with integrated auto-diagnostic system	
Structured stainless steel housing, scratch-resistant, robust and durable; rear of zinc-plated steel	
High-temperature connectors on the rear of the appliance for single-phase power connection according to country specific systems and IEC standards	
Internal data logger with a storage capacity of at least 10 years	
German, English, French, Spanish, Polish, Czech, Hungarian language settings available on the ControlCOCKPIT	
Digital backwards counter with target time setting, adjustable from 1 minute to 99 days	
The SetpointWAIT function guarantees that the process time does not start until the set temperature is reached at all measuring points – optional for temperature values recorded by the freely positionable Pt100 sensors inside the chamber	
Adjustment of three calibration values for temperature and additional appliance specific parameters directly at the ControlCOCKPIT	

¹⁾ As a manufacturer, Memmert GmbH + Co. KG clearly labels its devices, which are medical devices in the sense of the European legislation. The AtmoCONTROL software is not a medical device. All Memmert medical devices can be used for their purpose without the software AtmoCONTROL. AtmoCONTROL is only intended for reading the data logging in conjunction with Memmert GmbH + Co. KG medical devices.

SOFTWARE AtmoCONTROL

AtmoCONTROL

The innovative control and logging software

Parameters such as temperature and humidity as well as the process time can be set directly at the ControlCOCKPIT. Ramp programming is done via the control and logging software AtmoCONTROL.

Drag, drop & go!

Numerical and graphic programming of complex processes is a thing of the past. Today, programming is done via AtmoCONTROL by means of the mouse or touchpad on your notebook. Even the most complex ramp programmes are created within minutes. Simply drag & drop the graphical symbols for the desired parameters to the input field and change the values according to your wishes with a mouse click.



Programme functions for appliances with SingleDISPLAY and TwinDISPLAY

- Reading out, managing and organising the data logger
- Saving the log memory in various formats
- Online monitoring of up to 32 connected appliances
- Optical alarms when the alarm limits individually set at the ControlCOCKPIT are exceeded
- Automatic alarm to one or several e-mail addresses

Additional functions for appliances with TwinDISPLAY

- Intuitive programming and archiving of ramps and programme sequences
- Synchronous visualisation of the created programme sequence during programming
- Application-specific repeat functions (loops) can be inserted within a temperature control programme in any place
- Simple creation of repeating weekly programmes
- Programming, managing and transferring programmes via Ethernet interface or USB port



24 HOURS AT YOUR SERVICE

www.memmert.com

Here you can find the latest news concerning our company and products, as well as detailed descriptions of every single product. Additional information on the technologies used will support your sales arguments. In addition to this, data sheets, certificates, operating instructions and brochures are available for download. Service notifications can be submitted to our service team using the corresponding form.

Dedicated login area for our trading partners

- Technical information:
Service instructions, software download, wiring diagrams, maintenance schedules etc.
- Marketing/sales information:
Press releases, product photos, image photos, videos, order form for advertising material etc.
- Download of price list and customisation department price list
- Dates and registration form for sales and service trainings

Our tip:

Please consider the Memmert customer information, which we regularly send exclusively to our trading partners. We inform you about campaigns, upcoming product launches, service offers and new application reports!



CLIMATE CHAMBERS

CONSTANT CLIMATE CHAMBERS HPPeco

HUMIDITY CHAMBERS HCP

CLIMATE CHAMBERS ICHeCO / ICH

ENVIRONMENTAL TEST CHAMBERS CTC / TTC

HEATING AND DRYING OVENS

UNIVERSAL OVENS U

PASS-THROUGH OVENS UF TS

PARAFFIN OVENS UNpa

VACUUM OVENS VO

INCUBATORS

INCUBATORS I

CO₂ INCUBATORS ICO

COMPRESSOR-COOLED INCUBATORS ICPeco / ICP

PELTIER-COOLED INCUBATORS IPPeco

MEDICAL DEVICES

UNIVERSAL OVENS Um

INCUBATORS Im

STERILISERS S

CO₂ INCUBATORS ICOmed

BLANKET WARMERS IFbw

WATERBATHS

WATERBATHS WTb

YOUR MEMMERT PARTNER



Memmert GmbH + Co. KG
P.O. Box 1720 | D-91107 Schwabach
Tel. +49 9122 925-0 | Fax +49 9122 14585
E-Mail: sales@memmert.com
facebook.com/memmert.family
instagram.com/memmert.family